

## Product News

New Product

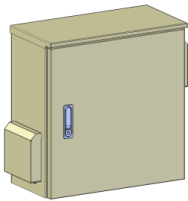
Date of issue 20th/Oct./2022

### Thermal Management Enclosures for Outdoor (OR-FTH, OR-DTH series)

#### Outline


The enclosure designed for thermal management: for installing heat generating equipment and for outdoor use

#### Feature



**OR-FTH**

- Equipped with ventilation FAN as standard.
- With a hood suitable for installing heat-generating equipment.
- Both thermal management and the high IP degree (IP55) are met.



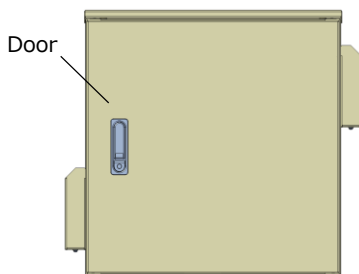
**OR-DTH**

- Equipped with ventilation FAN as standard.
- The shade panels (door, sides, roof) block direct sunlight and suppress the internal temperature rise.
- The front and rear air flow eliminate heat buildup caused inside shade panels (sides).
- Both thermal management and the high IP degree (IP55) are met.

#### Specification

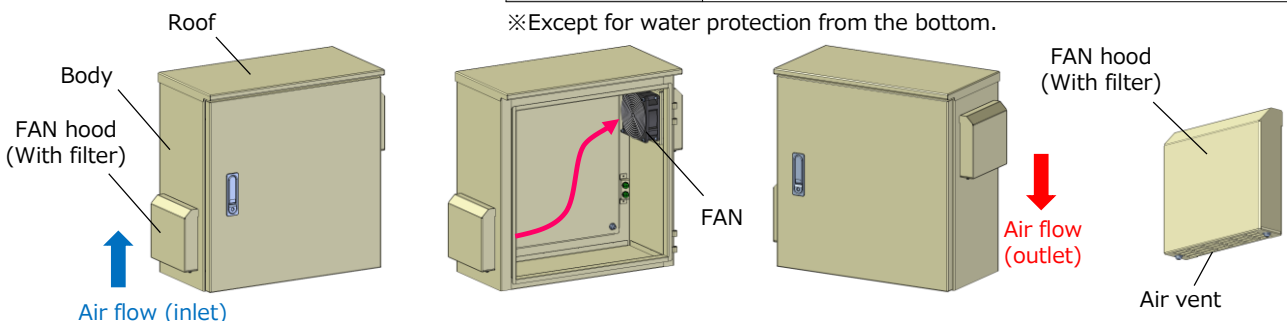
##### ■ With FAN, FAN hood type [OR-FTH]

Outdoor **IP55**※



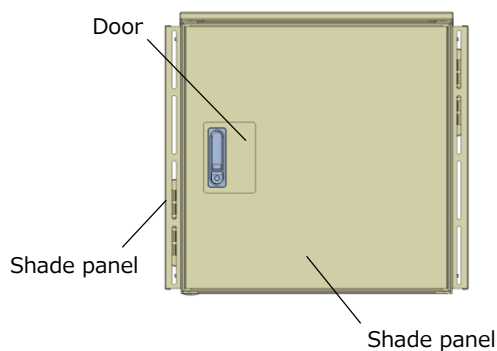
Color	Light beige (5Y7/1)
Paint	Powder paint (Smooth) without E-coat
Material	Steel
Mounting plate	Steel, 2.0mm thickness, without grid line
Thickness	Door: 1.5mm, Body: 1.5mm, Roof: 1.5mm FAN hood: 1.5mm
Handle	Water-proof flat handle
Door	Single door
FAN	KM-XF4: 120×120×38mm AC230V (Wire 260mm)

※Except for water protection from the bottom.



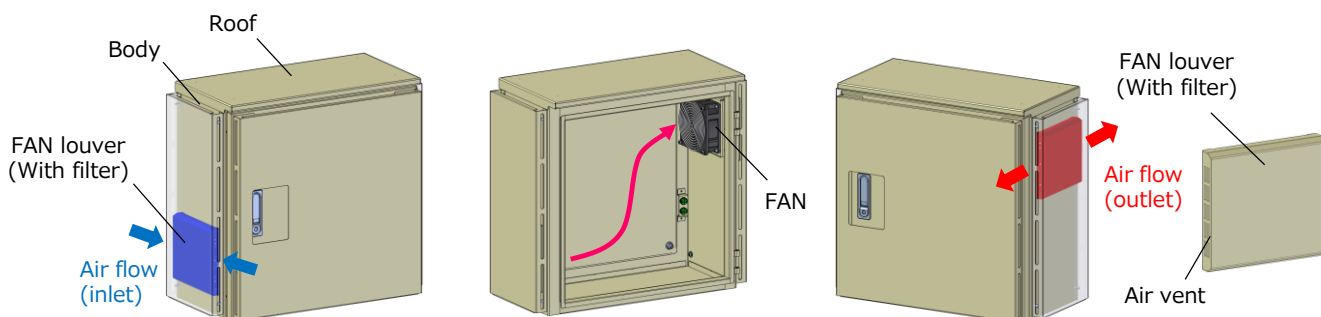
## ■ With FAN, Shade panel type [OR-DTH]

Outdoor **IP55**※



Color	Light beige (5Y7/1)
Paint	Powder paint (Smooth) without E-coat
Material	Steel
Mounting plate	Steel, 2.0mm thickness, without grid line
Thickness	Door:1.5mm, Body:1.5mm, Roof:1.5mm Shade panel:1.0mm, FAN louver:1.5mm
Handle	Water-proof flat handle
Door	Single door
FAN	KM-XF4:120×120×38mm AC230V (Wire 260mm)

※Except for water protection from the bottom.



### Model

## ■ With FAN, FAN hood type [OR-FTH]

Stock	Model	External dimensions (mm)			Mounting plate (mm)		Usable depth (mm)	Weight (kg)
		W	H	D	W	H		
ASK	OR20-45FTH	400	500	200	320	420	178	18.4
ASK	OR20-54FTH	500	400	200	420	320	178	18.8
ASK	OR20-55FTH	500	500	200	420	420	178	21.4
ASK	OR20-68FTH	600	800	200	520	720	178	33.5
ASK	OR25-55FTH	500	500	250	420	420	228	22.8
ASK	OR25-68FTH	600	800	250	520	720	228	35.8

## ■ With FAN, Shade panel type [OR-DTH]

Stock	Model	External dimensions (mm)			Mounting plate (mm)		Usable depth (mm)	Weight (kg)
		W	H	D	W	H		
ASK	OR25-45DTH	400	500	250	320	420	228	23.7
ASK	OR25-54DTH	500	400	250	420	320	228	23.4
ASK	OR25-55DTH	500	500	250	420	420	228	27.4
ASK	OR25-68DTH	600	800	250	520	720	228	38.6

