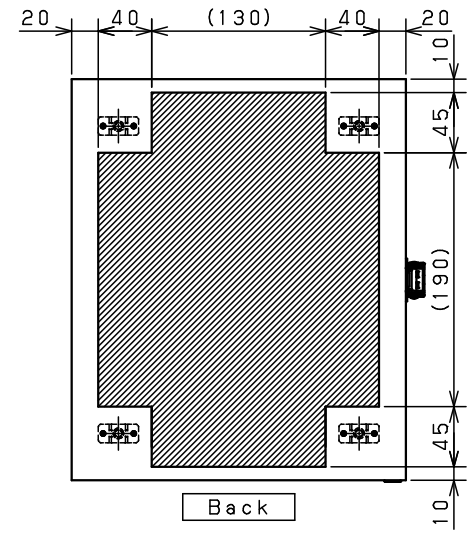
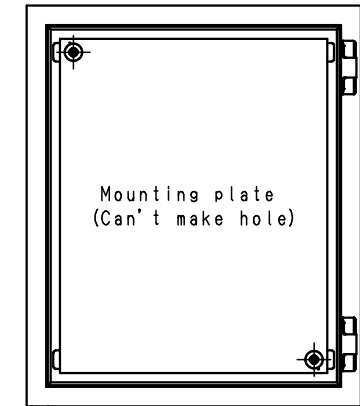
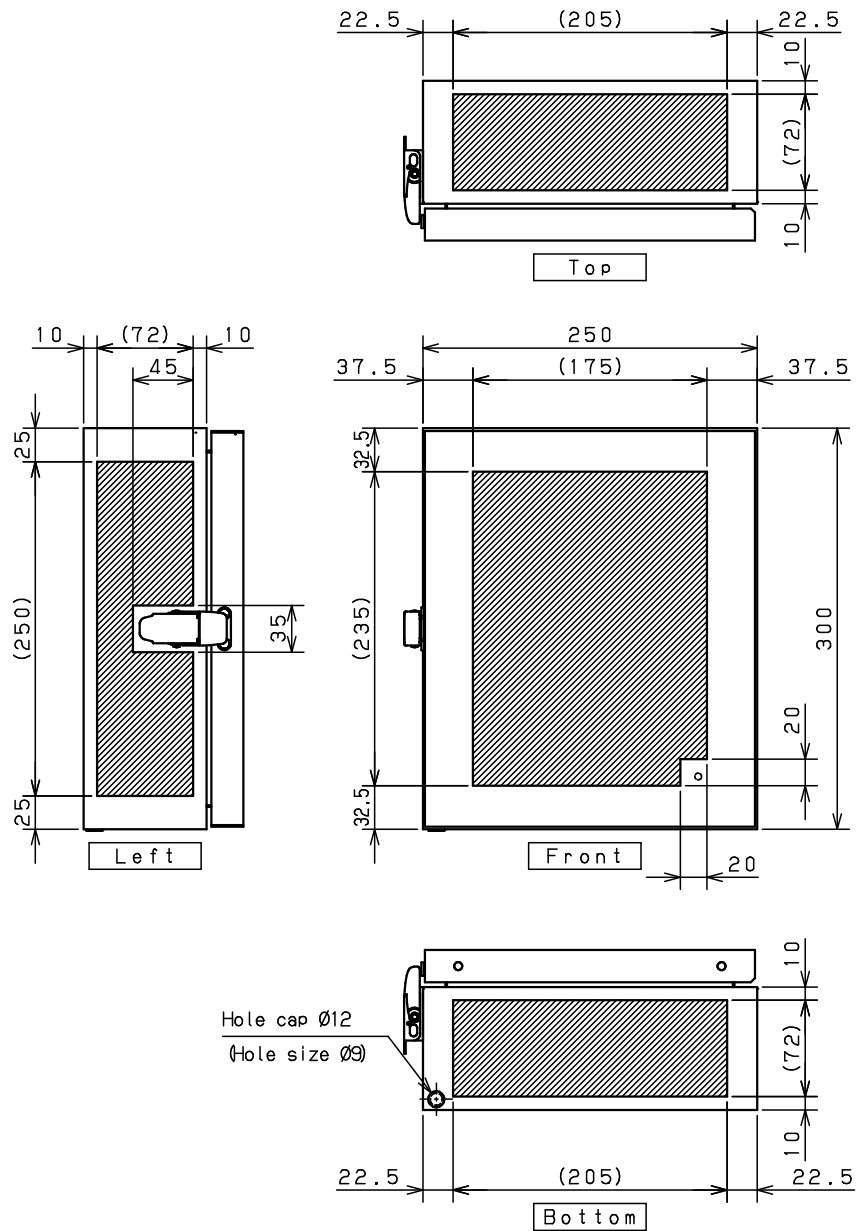


| | | | | | | | | |
|----------------|--|------------------------------|--|----------------|------------------|---------|---------|---------|
| Model | Wall-mounting, indoor/outdoor-use, CAL12-253 | | | Name/Type | CAL12-253 | | | |
| Body | Steel sheet, t1.2 | | | Drawing number | - | | | |
| Door | Steel sheet, t1.2 | | | | | | | |
| Mounting plate | Steel sheet, t1.5 | | | A3 scale | 1:4 | SUPAKIT | SUPAKIT | KONISHI |
| Base | - | | | | | | | |
| Color | Outside | Light beige (5Y7/1) (Smooth) | | Date | 21 / Sep. / 2021 | | | |
| | Inside | Light beige (5Y7/1) (Smooth) | | | | | | |
| IP | IP65 | | | | | | | |
| Weight | 4.0 kg | | | | | | | |



Note2. This drawing shows the processing range by laser.
 Note1. Please refer to standard drawings for cabinet details.

| | | | | | | | |
|----------------|--|------------------------------|----------------|------------------|---------|----------|-------|
| Model | Wall-mounting, indoor/outdoor-use, CAL12-253 | | Name/Type | CAL12-253/LSR | | | |
| Body | Steel sheet, t1.2 | | Drawing number | - | | | |
| Door | Steel sheet, t1.2 | | | | | | |
| Mounting plate | Steel sheet, t1.5 | | | | | | |
| Base | - | | A3 scale | Scale | Design | Drawing | Check |
| Color | Outside | Light beige (5Y7/1) (Smooth) | | 1:4 | SUPAKIT | HENGSKUO | TSUGE |
| IP | IP65 | | Date | 9 / Oct / 2023 A | | | |
| Weight | 4.0 kg | | | | | | |