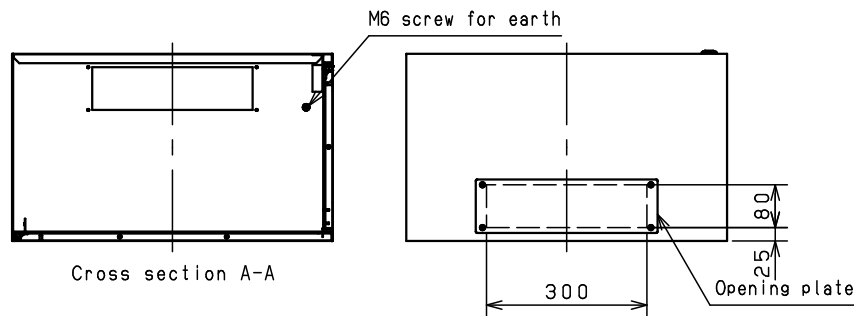
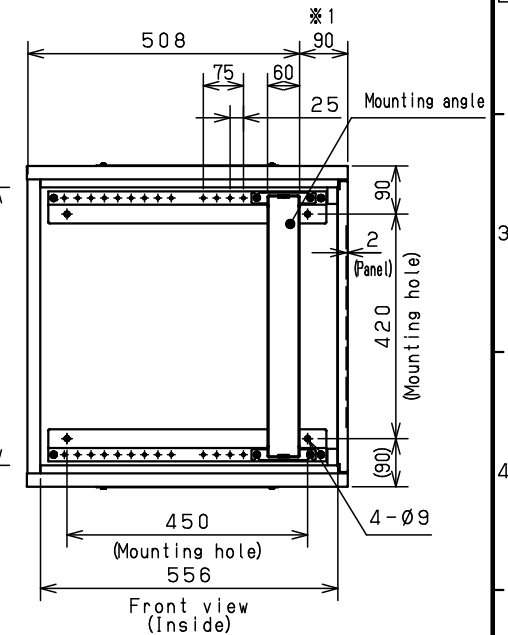
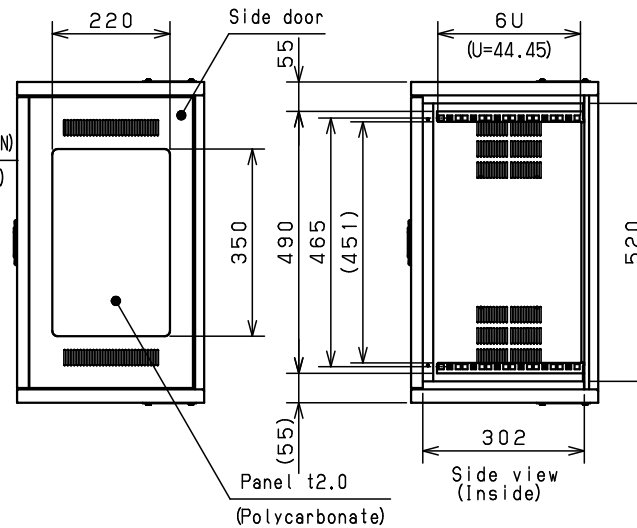
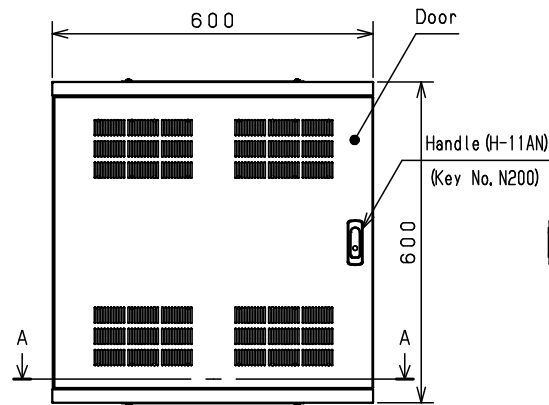



Mounting angle detail (1:4)



No.	Accessory	Qty
	Key	1
	Cable ties (Re-use band)	5
	Cage nut M6	8
	Screw M6-12	8

1. The mounting angle can be moved at a pitch of 25 mm (※1)

Model	Wall rack NWR35-66	Name/ Type	NWR35-66			
Body	Steel sheet, t1.0	Drawing number	-			
Door	Steel sheet, t1.0					
Mounting plate	-	A3 scale	Scale	Design	Drawing	Check
Base	-		1:10	SUPAKIT	SUPAKIT	KONISHI
Color	Outside Pale white (Smooth) Inside Pale white (Smooth)	Date	1 / Dec. / 2021			
IP	-					
Weight	16.5 kg					